


THE ORIGINAL. BE SAFE.

# EMG HKALinear

## Hydraulic compact actuator linear







*Use of EMG HKAL on a conveyor belt chute*






EMG HKALinear

## 100 % Plug and Play

With the hydraulic compact actuator linear EMG has developed a drive unit that combines tradition and innovation. Its high degree of modifiability, in combination with technical robustness with simultaneous economic efficiency, has led to the use of HKAL solutions in a multitude of industry sectors:

- » Mining and conveyor technology
- » Machinery and plant engineering
- » Power plant construction
- » Valve construction
- » Steel construction for hydraulic engineering
- » New energies (solar, water, etc.)



### Your advantages at a glance

- » Plug & Play
- » Compact
- » No hydraulic and no pneumatic units and lines
- » Positioning and retaining a load without energy (self-locking)
- » For high impact loads
- » Considerably reduced installation costs
- » Reduced fire hazard by the optional use of HFDU hydraulic fluid (fire-resistant)
- » IP 66 - outdoor use
- » Position-independent installation
- » Closed hydraulic circuit
- » To a large extent low-maintenance in operation mode
- » Delivered hydraulically tested ex works
  - › No oil filling and bleeding required!
  - › No test for hydraulic tightness required
  - › Hydraulic errors during commissioning are excluded
  - › Connect mechanically and electrically — done

# Construction and areas of application

## Hydraulic unit

- » Also as compact actuator without cylinders
- » Mode of operation on request
- » Ambient temperatures -40 °C/...°C to ...°C/+80 °C

## Terminal boxes

- » Connection 3-pole
- » Screw fitting or plug connection

## Properties

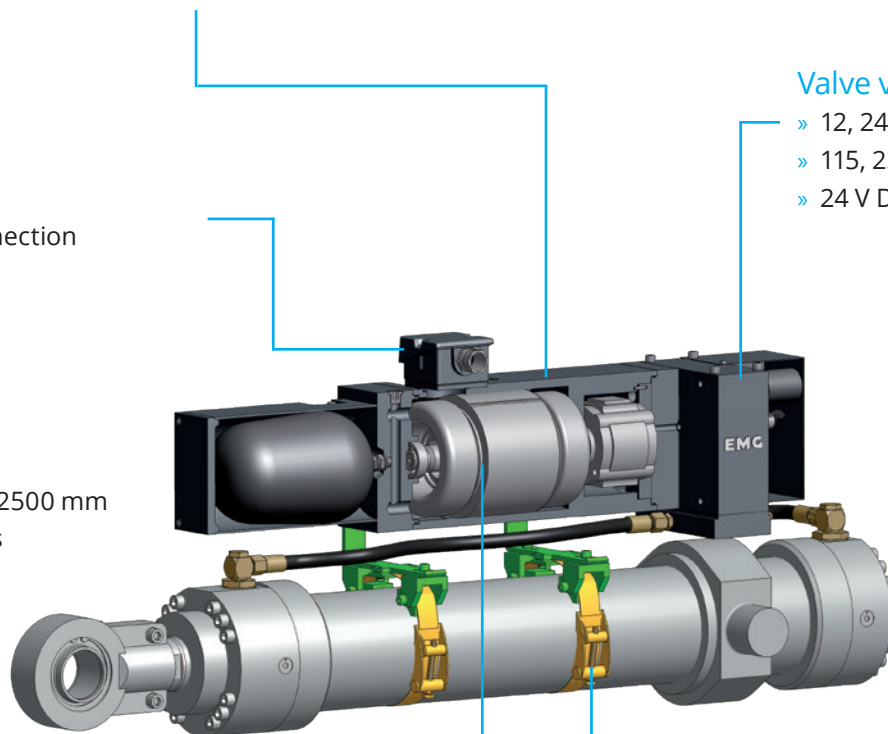
- » Forces of 10 to 800 kN
- » Lifting heights of 100 to 2500 mm
- » Speeds of 5 to 100 mm/s

## Optional

- » Position display of limit switches
- » Positioning measuring system
- » Variable speeds
- » Variable forces

## Valve voltage

- » 12, 24 or 48 V DC
- » 115, 230 V AC
- » 24 V DC (standard)



## Modular construction with different cylinders

- » e.g.: CEE... (Cylinder is flange-mounted directly without piping)
- » ISO. cylinder
- » DIN ISO 6020/6022
- » DIN ISO 3320

## Motor

- » Motor output 0.55 ... 5.5 kW
- » Voltage 230 ... 690 V, 3 AC (optionally) Standard 400 V
- » Current frequency 50 or 60 Hz (standard 50 Hz)

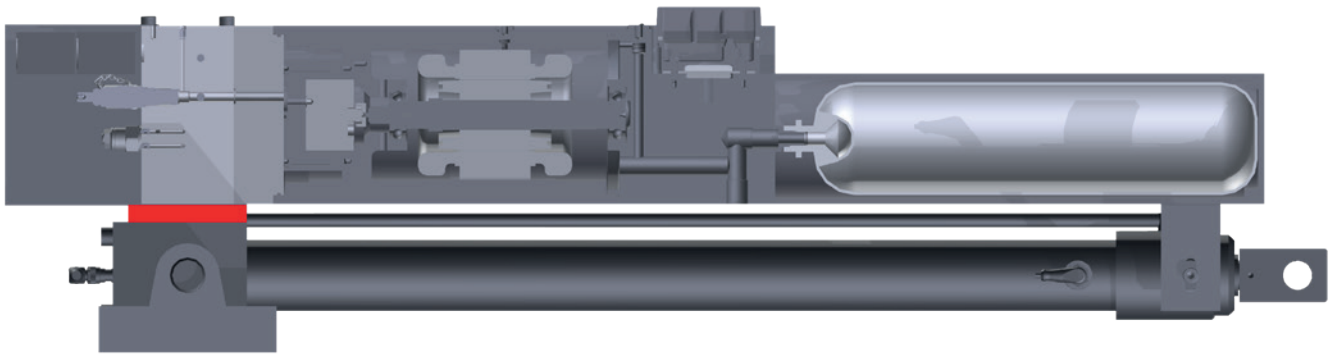
EMG HKALinear

# 100 % robust, 100 % flexible

## Modular construction with different cylinders

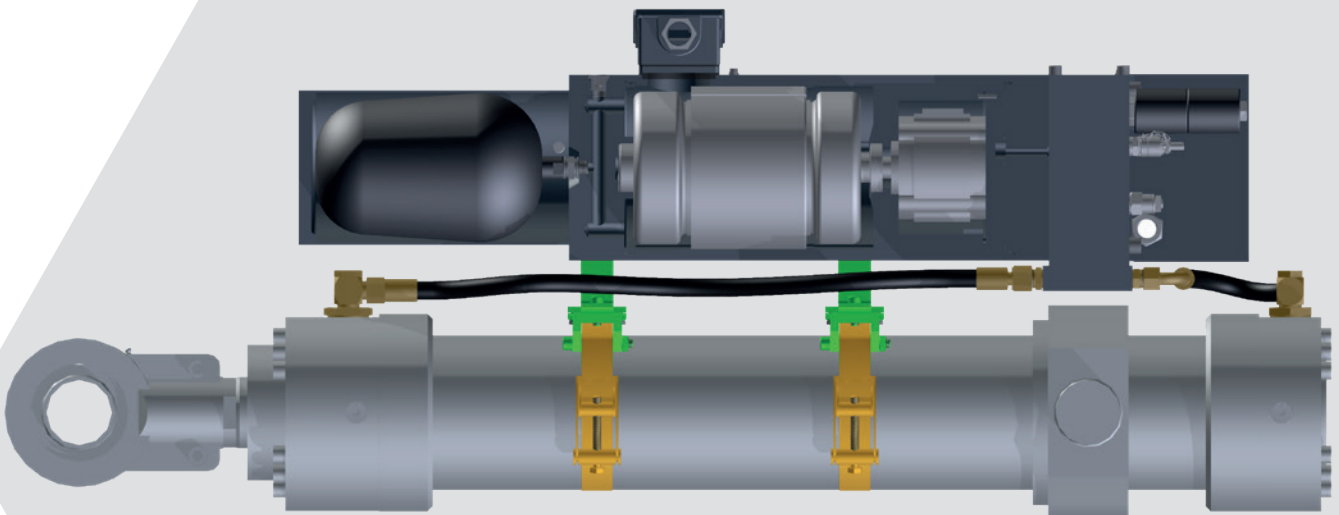
e.g.: CEE... (Cylinder is flange-mounted directly without piping)  
ISO. cylinder

- » DIN ISO 6020/6022
- » DIN ISO 3320




*CEE hydraulic connection*

The customer can also provide the cylinder



*Hydraulic connection on both sides of the cylinder*








# EMG HKALinear Request

Please send the completed request form via e-mail to [hka@emg-automation.com](mailto:hka@emg-automation.com) or via fax to +49 3949 928 513!

## Your contact data:

Company: \_\_\_\_\_  
 Name: \_\_\_\_\_  
 Street: \_\_\_\_\_  
 Postcode / city: \_\_\_\_\_  
 Telephone: \_\_\_\_\_  
 Fax: \_\_\_\_\_  
 E-mail: \_\_\_\_\_





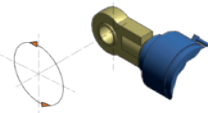

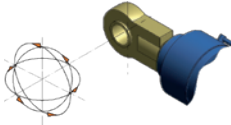



## Your requirements to our drives:

Please enter your values (min., max.) in the fields below.

1. Piston stroke: \_\_\_\_\_ mm  
 2. Force extending: \_\_\_\_\_ kN  
 3. Force retracting: \_\_\_\_\_ kN  
 4. Extending speed: \_\_\_\_\_ mm/s  
 5. Retracting speed: \_\_\_\_\_ mm/s  
 6. Operating mode: \_\_\_\_\_  
 7. Operating frequency: \_\_\_\_\_  
 8. Duty cycle: \_\_\_\_\_ %  
 9. Temperature: min. \_\_\_\_\_ °C max. \_\_\_\_\_ °C  
 10. Air humidity: max. \_\_\_\_\_ %  
 11. Explosion protection: \_\_\_\_\_ (yes/no)  
 12. IP rating: IP66  
 13. Motor voltage: \_\_\_\_\_ (230/400/.../500 V 3 AC)  
 14. Frequency of motor cur- \_\_\_\_\_ (50 Hz/60 Hz)  
 15. Valve voltage: \_\_\_\_\_ (24 V DC/230 V  
 (other voltages on request))

## Additional options:

16. Limit switches: \_\_\_\_\_ (yes/no)  
 17. Positioning measuring \_\_\_\_\_ (yes/no)  
 18. Electrical plug connection: \_\_\_\_\_ (yes/no)  
 Features: \_\_\_\_\_  
 \_\_\_\_\_  
 \_\_\_\_\_

Mechanical connection types	
Piston	Cylinder
	
Z1) Fork head	K1) Pivot pin
	
Z2) Swivel head	K2) Pivot lug
	
Z3) Pivot head	K3) Head flange
	
Z4) Flange	K4) Foot flange



The logo for EMG, consisting of the letters 'EMG' in a bold, white, sans-serif font. The background of the entire page is a blue-tinted photograph of an industrial facility, possibly a steel mill or a large-scale construction site, with various structural elements and machinery visible. A white, rounded rectangular shape is overlaid on the right side of the page, framing the contact information.

# EMG

an **elexis** company

EMG Automation GmbH  
Industriestraße 1  
57482 Wenden  
Germany

T +49 2762 612-0  
[www.emg.elexis.group](http://www.emg.elexis.group)  
[info@emg-automation.com](mailto:info@emg-automation.com)